



The small and versatile solution for sparkling results.



Find out more!



Access the website



Sales brochure

# Glasswasher

Concept + .....	349
Concept.....	350
Accessories .....	354

Water connection:  
It is advisable to introduce sanitary water in the dishwashers, with a temperature of 50 - 60 °C.

Water pressure:  
Minimum: 2 bar = 2 kg/cm<sup>2</sup>  
Maximum: 4 bar = 4 kg/cm<sup>2</sup>

Water softener:  
All glass / dishwashers should be connected to a treated water supply when the local supply is over 10 HF / 6 HD.

Any issues derived from a bad installation that don't meet with the indicated conditions will not be considered as a warranty.

# Glasswashers | Concept +



## General characteristics

- Model with electronic control and display of temperature, functions and errors.
- Control with help system for technical service.
- Thermostop system with rinse pump that guarantees a perfect hygienic result with a complete rinse at 80–85 °C (EFFIRINSE) in accordance with the safety and hygiene specifications of standard DIN10512..
- Air Break check valve system type AA according to EN 1717/WRAS.
- Model for 400 x 400 mm baskets.
- 90s - 120s – 180s wash cycles and maximum production of 40 baskets/hour.
- Useful internal height of 270 mm.
- Tank with volume of 15 litres, with 2 kW heating element.
- Boiler with volume of 4 litres, with 2.8 kW heating element.

	MODEL	"CODE 50 HZ."	"CODE 60 HZ."	€
CHARACTERISTICS				
<b>Basic model</b>	<b>COP-404</b>	<b>19073733</b>	<b>19081232</b>	-
Rinse pump	A	A		
Voltage		230 V / 1N		
Power	(kW)	3,06		
Dimensions	(mm)	470x520x720		
VERSIONS				
Built-in drain pump	B	COP-404 B	19075262	19081233
Built-in detergent doser	DD	COP-404 DD	19075263	19081234
Drainage pump and detergent doser	B - DD	COP-404 B DD	19075264	19081235

\* Consult other possible factory versions.

ACCESSORIES	
Stands	See page. 354
Conversion kits	See page. 354
Water softeners	See page. 410
Osmosis	See page. 410
Baskets	See page. 411

Accessories supplied: Two 400x 400 mm base baskets, 1 supplement for plates and a small basket for cutlery.

# Glasswashers | Concept




CO-402

230 V  
1 N

BASKET 400 x 400 mm

## General characteristics

- Model with electronic control and display of temperature, functions and errors.
- Control with help system for technical service.
- Model for 400 x 400 mm baskets. 90s - 120s – 180s wash cycles and maximum production of 40 baskets/hour.
- Useful internal height of 270 mm.
- Tank with volume of 15 litres, with 2 kW heating element.
- Boiler with volume of 4 litres, with 2.8 kW heating element.
- Thermal stop system which guarantees a rinse temperature of 85°C. Standard factory setting disabled.

	MODEL	*CÓDIGO50 HZ.*	*CÓDIGO60 HZ.*	€	
CHARACTERISTICS					
 <b>Basic model</b>	<b>CO-402 COLD</b>	<b>19073542</b>	<b>19081225</b>	-	
Manual push button for final cold rinse	COLD	COLD			
Voltage		230 V / 1N			
Power	(kW)	3,06			
Dimensions	(mm)	470x520x720			
VERSIONS					
Drainage pump	B	CO-402 COLD B	19075256	19081226	-
Peristaltic detergent doser	DD	CO-402 COLD DD	19075257	19081227	-
Bomba de desagüe y dosificador de detergente peristáltico	B - DD	CO-402 COLD B DD	19075254	19081228	-
Descaling system and tank with regeneration program	SOFT - DD	CO-402 COLD SOFT DD	19073547	19081229	-
UK type plug	B DD CI	CO-402 COLD B DD CI	19075260	19081231	-

\* Consult other possible factory versions.

ACCESORIES	
Stands	See page. 354
Conversion kits	See page. 354
Water softeners	See page. 410
Baskets	See page. 411

Accessories supplied: Two 400x 400 mm base baskets, 1 supplement for plates and a small basket for cutlery.

# Glasswashers | Concept








CO-400

BASKET 400 x 400 mm

## General characteristics

- Model with highly resistant control buttons.
- Model for 400 x 400 mm baskets.
- 120s fixed wash cycle and maximum production of 30 baskets/hour.
- Useful internal height of 270 mm.
- Tank with volume of 15 litres, with 2 kW heating element.
- Boiler with volume of 4 litres, with 2.8 kW heating element.

		MODEL	"CÓDIGO50 HZ."	"CÓDIGO60 HZ."	€
CHARACTERISTICS					
 <b>Basic model</b>		<b>CO-400</b>	<b>19073541</b>	<b>19081255</b>	-
Voltage		230 V / 1N			
Power	(kW)	3,06			
Dimensions	(mm)	470x520x720			
VERSIONS					
Drainage pump	B	CO-400 B	19081172	19081209	-
Peristaltic detergent doser	DD	CO-400 DD	19081173	19081220	-
UK type plug	CI	CO-400 CI	19075250	19081236	-
<b>Cold model</b>		<b>CO-400 COLD</b>	<b>19073546</b>	<b>19081221</b>	-
 Manual push button for final cold rinse	COLD	COLD			
VERSIONS					
 Drainage pump	B	CO-400 COLD B	19075251	19081222	-
 Peristaltic detergent doser	DD	CO-400 COLD DD	19075252	19081223	-
 Drainage pump and peristaltic detergent doser	B - DD	CO-400 COLD B DD	19075253	19081224	-

\* Consult other possible factory versions.

ACCESORIES	
Stands	See page. 354
Conversion kits	See page. 354
Water softeners	See page. 410
Baskets	See page. 411


Accessories supplied: Two 400x 400 mm base baskets, 1 supplement for plates and a small basket for cutlery.

# Glasswashers | Concept



## General characteristics

- Model with highly resistant control buttons.
- Model for 350 x 350 mm baskets.
- 120s fixed wash cycle and maximum production of 30 baskets/hour.
- Useful internal height of 220 mm.
- Tank with volume of 11 litres, with 2 kW heating element.
- Boiler with volume of 4 litres, with 2.4 kW heating element.

		MODEL	"CODE 50 HZ."	CODE 60 HZ."	€
CHARACTERISTICS					
	<b>Basic model</b>	<b>CO-350</b>	<b>19073540</b>	<b>19081136</b>	-
	Voltage	230 V / 1N			
	Power (kW)	2,66			
	Dimensions (mm)	430x480x660			
VERSIONS					
	Drainage pump	B	CO-350 B	19075244	19081183 -
	Peristaltic detergent doser	DD	CO-350 DD	19075245	19081184 -
	Drainage pump and peristaltic detergent doser	B - DD	CO-350 B DD	19075246	19081185 -
CHARACTERISTICS					
	<b>Cold model</b>	<b>CO-350 COLD</b>	<b>19073545</b>	<b>19081186</b>	-
	Manual push button for final cold rinse	COLD	COLD		
VERSIONS					
	Drainage pump	B	CO-350 COLD B	19075247	19081187 -
	Peristaltic detergent doser	DD	CO-350 COLD DD	19075248	19081188 -
	Drainage pump and peristaltic detergent doser	B - DD	CO-350 COLD B DD	19075249	19081189 -

\* Consult other possible factory versions.

ACCESSORIES	
Stands	See page. 354
Conversion kits	See page. 354
Water softeners	See page. 410
Baskets	See page. 411

Accessories supplied: Two 350x 350 mm base baskets, 1 supplement for plates and a small basket for cutlery.

		CONCEPT +		CONCEPT	
<b>TECHNICAL DATA</b>		<b>COP-404</b>	<b>CO-402</b>	<b>CO-400</b>	<b>CO-350</b>
WASH CYCLES					
Cycle Time	[s]	90/120/180	90/120/180	120	120
THEORETICAL CAPACITY*1					
Baskets	[cestas/h]	40	40	30	30
Glasses	[vasos/h]	1000	1000	750	480
WATER CONSUMPTION					
Tank capacity	[l]	15	15	15	11
Boiler capacity		4	4	4	4
Rinse water consumption *2	[l]	2.2	2.2	2.2	2.2
TEMPERATURES					
Tank temperature	[°C]	60	60	60	60
Rinse water temperature	[°C]	85	85	85	85
DIMENSIONS					
Width	[mm]	470	470	470	430
Depth	[mm]	525	525	525	480
With the door open	[mm]	846	846	846	660
Height *3	[mm]	720	720	720	840
Useful height	[mm]	270	270	270	220
Basket size	[mm]	400X400	400X400	400X400	350X350
ELECTRICAL SPECIFICATIONS					
Total connected load (Alt)	[kW]	3.06	3.06	3.06	2.66
Fuse protection	[A]	16	16	16	16
Wash pump (P1)	[kW]	0.26	0.26	0.26	0.26
Tank power	[kW]	2	2	2	2
Rinse pump	[kW]	0.13	-	-	-
Boiler power	[kW]	2.8	2.8	2.8	2.4
Connection (factory default)		230V/50Hz/1N~	230V/50Hz/1N~	230V/50Hz/1N~	230V/50Hz/1N~
5,41 mm					
Min. inlet temperature	[°C]	15	15	15	15
Max. inlet temperature	[°C]	60	60	60	60
Required grid pressure	[bar/kPA]	2-4/200-400	2-4/200-400	2-4/200-400	2-4/200-400
Max. drain height (only models B)	[mm]	500(B)	500(B)	500(B)	500(B)
Noise level (dBA)	[dBA]	<70	<70	<70	<70
Moisture protection		IPX4	IPX4	IPX4	IPX4
Net/gross weight	[kg]	35/42	35/42	35/42	30/37
Spray Arms		sst	sst	sst	Plast
ACCESSORIES					
Glasses basket	[un]	2	2	2	2
Small cutlery basket	[un]	1	1	1	1
Supplement for dishes	[un]	1	1	1	1

# Accessories for glasswashers





## Stand for glasswashers





- Made of stainless steel.

- It can be used to store the containers of detergent and rinse aid.

- Allows you to install the glasswashers without drain pump; the water drains by gravity.

MODEL	CODE	VALID FOR MODELS	CHARACTERISTICS	DIMENSIONS (mm)	€
 EVPL-47	19031298	CO-402 / CO-400	Capacity for 2 baskets 400x400	470x450x400	-
 EVPL-43	19031299	CO-350	Capacity for 2 baskets 350x350	430x405x400	-

## Kit to transform the basic versions (except for soft versions)

MODEL	CODE	VALID FOR	DESCRIPTION	POWER (kW)	€
 DD 	19059327	Hood dishwashers Front-opening dishwashers Glasswashers	Peristáltic detergent doser	-	-
 B-AF 	19013376	Front-opening dishwashers Glasswashers	Kit drain pump - 50/60 hz.	35	-