



Reliability and comfort
combined with high
efficiency.



Find out more!



Access the website



Sales brochure

Front loading dishwashers

Advance	357
Concept +	358
Concept.....	359
Accessories	364

Water connection:
It is advisable to introduce sanitary water in the dishwashers, with a temperature of 50 - 60 °C.

Water pressure:
Minimum: 2 bar = 2 kg/cm²
Maximum: 4 bar = 4 kg/cm²

Water softener:
All glass / dishwashers should be connected to a treated water supply when the local supply is over 10 HF / 6 HD.

Any issues derived from a bad installation that don't meet with the indicated conditions will not be considered as a warranty.



Front loading | Advance



AD-505

General characteristics

- Model with electronic and digital control.
- Digital display with information on programs, times and temperatures.
- Electronic programmer with help system for technical service.
- Rinse pump that guarantees a perfect hygienic result with a complete rinse at 80–85 °C (EFFIRINSE) in accordance with the safety and hygiene specifications of standard DIN10512.
- 60s, 90s, 120s and 'Glass' wash cycles.
- Theoretical maximum production of 60 baskets/hour.
- Tank with volume of 14 litres, with 1 kW heating element.
- Single-phase Multipower installation, with heating in the boiler which can be selected at time of installation, 1,9 / 2,8 / 3,73 / 5,6 kW.
- Multi-voltage: Allows the machine to be connected to a single-phase or three-phase voltage network (230 1N~/230 3~/400V 3N~).
- Simultaneous tank and boiler heating.
- Boiler with 5.6 kW heating element.
- Water consumption per 2.4 litre cycle.
- Stainless steel filter trays in the tank.
- IPX5 anti-humidity protection.

		MODEL	"CODE 50 HZ."	"CODE 60 HZ."	€
CHARACTERISTICS					
	Basic model	AD-505	19073539	19076140	-
	Rinse pump	A	A		
	Drainage pump	B	B		
	Peristaltic detergent doser	DD	DD		
	Voltage		MULTIVOLTAGE		
	Power	(kW)	MULTIPOWER		
	Dimensions	(mm)	600x600x830		
VERSIONS					
	Descaling system and tank with regeneration program	SOFT	AD-505 SOFT	19076139	19076141

ACCESSORIES	
Stands	See page 364
Conversion kits	See page 364
Water softeners	See page 410
Osmosis	See page 410
Baskets	See page 411




Accessories supplied: One CT-10 base basket, 1 CP-16/18 basket for plates and two cutlery holders.

Front loading | Concept+



General characteristics

- Model with electronic control and display of temperature, functions and errors.
- Control with help system for technical service.
- Thermostop system with rinse pump that guarantees a perfect hygienic result with a complete rinse at 80–85 °C (EFFIRINSE) in accordance with the safety and hygiene specifications of standard DIN10512.
- Air Brake check valve system type AA according to EN 1717/WRAS.
- 90s, 120s y 180s wash cycles.
- Theoretical maximum production of 40 baskets/hour.
- Tank with volume of 20 litres, with 2.8 kW heating element.
- Boiler with 5.6 kW heating element.
- Single-phase Multipower installation, with heating in the boiler which can be selected at time of installation, either 2,8 / 3,7 kW.
- Multi-voltage: Allows the machine to be connected to a single-phase or three-phase voltage network. (230 1N~/230 3~/400V 3N~).
- Double system of filter trays in the tank.
- IPX4 anti-humidity protection.

	MODEL	"CODE 50 HZ."	"CODE 60 HZ."	€	
CHARACTERISTICS					
 Basic model	COP-504	19073538	19076137	-	
Rinse pump	A	A			
Voltage	MULTIVOLTAGE				
Power	(kW)	MULTIPOWER			
Dimensions	(mm)	600x600x830			
VERSIONS					
Drainage pump	B	COP-504 B	19076134	19076138	-
Peristaltic detergent doser	DD	COP-504 DD	19076135	19081178	-
 Peristaltic detergent doser	B DD	COP-504 B DD	19076136	19081179	-
 UK type plug	CI	COP-504 CI	19083240	19083241	-
With pump, dispenser and British plug	B DD CI	COP-504 B DD CI	19076805	19083242	-

* Consult other possible factory versions.

ACCESORIES	
Stands	See page 364
Conversion kits	See page 364
Water softeners	See page 410
Osmosis	See page 410
Baskets	See page 411

Accessories supplied: One CT-10 base basket, 1 CP-16/18 basket for plates and two cutlery holders.

Front loading | Concept



General characteristics

- Model with electronic control and display of temperature, functions and errors.
- Control with help system for technical service.
- 90s, 120s y 180s wash cycles.
- Theoretical maximum production of 40 baskets/hour.
- Tank with volume of 20 litres, with 2.8 kW heating element.
- Single-phase Multipower installation, with heating in the boiler which can be selected at time of installation, either 2,8 / 3,7 kW.
- Multi-voltage: Allows the machine to be connected to a single-phase or three-phase voltage network. (230 1N~/230 3~/400V 3N~).
- Tray-filter in the wash tank.
- IPX4 anti-humidity protection.
- Thermal stop system which guarantees a rinse temperature of 85°C. Standard factory setting disabled.

		MODELO	"CÓDIGO 50 HZ."	"CÓDIGO 60 HZ."	€
CHARACTERISTICS					
Basic model		CO-502	19073537	19076131	-
Voltage		MULTIVOLTAGE			
Power	(kW)	MULTIPOWER			
Dimensions	(mm)	600x600x830			
VERSIONS					
Drainage pump	B	CO-502 B	19076115	19076132	-
Peristaltic detergent doser	DD	CO-502 DD	19076116	19076133	-
Drainage pump and peristaltic detergent doser	B - DD	CO-502 B DD	19076117	19083235	-
UK type plug	CI	CO-502 CI	19076118	19083236	-
With pump, detergent dispenser and British plug	B DD CI	CO-502 B DD CI	19076806	19076119	-

* Consult other possible factory versions.

ACCESORIES	
Stands	see pag 364
Conversion kits	see pag 364
Water softeners	see pag 410
Baskets	see pag 411

Accessories supplied: One CT-10 base basket, 1 CP-16/18 basket for plates and two cutlery holders.




Front loading | Concept



General characteristics

- Model with highly resistant control buttons.
- 90s, 120s y 180s wash cycles.
- Theoretical maximum production of 40 baskets/hour.
- Tank with volume of 20 litres, with 2.8 kW heating element.
- Single-phase Multipower installation, with heating in the boiler which can be selected at time of installation, either 2,8 / 3,7 kW.
- Multi-voltage: Allows the machine to be connected to a single-phase or three-phase voltage network. (230 1N~/230 3~/400V 3N~).
- Tray-filter in the wash tank.
- IPX4 anti-humidity protection.
- Thermal stop system which guarantees a rinse temperature of 85°C. Standard factory setting disabled.

CO-501

		MODEL	"CODE 50 HZ."	"CODE 60 HZ."	€
CHARACTERISTICS					
	Basic model	CO-501	19073534	19076111	-
	Voltage	MULTIVOLTAGE			
	Power (kW)	MULTIPOWER			
	Dimensions (mm)	600x600x830			
VERSIONS					
	Drainage pump	B CO-501 B	19076106	19076112	-
	Peristaltic detergent doser	DD CO-501 DD	19076107	19076113	-
	Drainage pump and peristaltic detergent doser	B - DD CO-501 B DD	19076108	19081175	-
	UK type plug	CI CO-501 CI	19076109	19076114	-

* Consult other possible factory versions.

ACCESSORIES	
Stands	see pag 364
Conversion kits	see pag 364
Water softeners	see pag 410
Baskets	see pag 411





Accessories supplied: One CT-10 base basket, 1 CP-16/18 basket for plates and two cutlery holders.

Front loading | Concept



General characteristics

- Model with highly resistant control buttons.
- 120s wash cycle.
- Theoretical maximum production of 30 baskets/hour.
- Tank with volume of 20 litres, with 2.8 kW heating element.
- Water consumption per 2.4 litre cycle.
- Tray-filter in the wash tank.
- IPX4 anti-humidity protection.
- Thermal stop system which guarantees a rinse temperature of 85°C. Standard factory setting disabled.

	MODEL	"CODE 50 HZ."	"CODE 60 HZ."	€	
CHARACTERISTICS					
 Basic model	CO-500	19073532	19076101	-	
Voltage	230 V / 1N				
Power (kW)	MULTIPOWER				
Dimensions (mm)	600x600x830				
VERSIONS					
 Drainage pump	B	CO-500 B	19075467	19076102	-
 Peristaltic detergent doser	DD	CO-500 DD	19075468	19076103	-
 Drainage pump and peristaltic detergent doser	B - DD	CO-500 B DD	19075469	19076104	-

* Consult other possible factory versions.

ACCESORIES	
Stands	see pag 364
Conversion kits	see pag 364
Water softeners	see pag 410
Baskets	see pag 411

Accessories supplied: One CT-10 base basket, 1 CP-16/18 basket for plates and two cutlery holders.

Foodservice | Dishwashing

		ADVANCE	CONCEPT +		CONCEPT	
Technical data		AD-505	COP-504	CO-502	CO-501	CO-500
WASH CYCLES						
Cycle Time	[s]	60/90/180	90/120/180	90/120/180	90/120/180	120
THEORETICAL CAPACITY*1						
Baskets	[cestas/h]	60	40	40	40	30
Plates	[platos/h]	1080	720	720	720	540
Glasses	[vasos/h]	2160	1440	1440	1440	1080
WATER CONSUMPTION						
Tank capacity	[l]	14	20	20	20	20
Boiler capacity		7	7	7	7	7
Rinse water consumption per cycle *2	[l]	2.4	2.4	2.4	2.4	2.4
TEMPERATURES						
Tank temperature	[°C]	60 (55-71)	60	60	60	60
Rinse water temperature	[°C]	82 (65-85)/PG 65	85	85	85	85
DIMENSIONS						
Width	[mm]	600	600	600	600	600
Depth	[mm]	602	602	602	602	602
With the door open	[mm]	1020	1020	1020	1020	1020
With water softener		1060	1060	1060	1060	1060
Height *3	[mm]	840	840	840	840	840
Useful height	[mm]	360	360	360	360	360
Basket size	[mm]	500X500	500X500	500X500	500X500	500X500
ELECTRICAL SPECIFICATIONS						
Total connected load (Alt/Sim)	[kW]	See table	See table	See table	See table	See table
Fuse protection	[A]	See table	See table	See table	See table	See table
Wash pump (P1)	[kW]	0.59	0.59	0.59	0.59	0.59
Tank power	[kW]	1	2,8	2,8	2,8	2,8
Rinse pump	[kW]	0.25	0.25	-	-	-
Boiler power	[kW]	See table	See table	See table	See table	2,8
Connection (factory default)		230V/50Hz/1N~	230V/50Hz/1N~	230V/50Hz/1N~	230V/50Hz/1N~	230V/50Hz/1N~
OTHER INFORMATION						
Min. inlet temperature	[°C]	15	15	15	15	15
Max. inlet temperature	[°C]	60	60	60	60	60
Required grid pressure	[bar/kPA]	1.0-4.0/100-400	1.0-4.0/100-400	2.0-4.0/200-400	2.0-4.0/200-400	2.0-4.0/200-400
Max. drain height (only B models)	[mm]	500	500(B)	500(B)	500(B)	500(B)
Noise level (dBA)	[dBA]	<65	<65	<65	<65	<65
Moisture protection		IPX5	IPX4	IPX4	IPX4	IPX4
Net/gross weight	[kg]	60/77	60/77	58/75	58/75	58/75
Spray Arms		sst	sst	sst	sst	sst
ACCESSORIES						
Glasses basket	[un]	1	1	1	1	1
Small cutlery basket	[un]	2	2	2	2	1
Baskets for plates	[un]	1	1	1	1	1

*1 Customer circumstances (inlet water temperature/electrical connection) may reduce the values indicated here.

*2 Non-binding information. The actual rinse water requirements may vary depending on site conditions.

*3 The adjustable feet allow the vertical dimensions to be raised as required up to 25 mm.

	VOLTAGE	FACTORY DEFAULT	FUSE PROTECTION	TOTAL AMP.	TOTAL CONNECTED LOAD	CONNECTION	TANK POWER	BOILER POWER	WASH PUMP POWER
AD-505	380 V - 415 V / 3N~		16 A	15 A	7.2 kW	SIM	1 kW	5,6 kW	0.6 kW
	220 V - 240 V / 1N~		13 A	10.7 A	2.5 kW	ALT	1 kW	1.9 kW	0.6 kW
	220 V - 240 V / 1N~	FD	16 A	15 A	3.5 kW	SIM	1 kW	1.9 kW	0.6 kW
	220 V - 240 V / 1N~		20 A	19.1 A	4.4 kW	SIM	1 kW	2.8 kW	0.6 kW
	230 V / 3~		25 A	21 A	7.2 kW	SIM	1 kW	5.6 kW	0.6 kW
COP-504	380 V - 415 V / 3N~		16 A	14,7 A	6.2 kW	ALT	2.8 kW	5.6 kW	0.6 kW
CO-502	220 V - 240 V / 1N~	FD	16 A	14.7 A	3.4 kW	ALT	2.8 kW	2.8 kW	0.6 kW
CO-501	220 V - 240 V / 1N~		20 A	18.8 A	4.3 kW	ALT	2.8 kW	3.7 kW	0.6 kW
	230 V / 3~		20 A	16.6 A	6.2 kW	ALT	2.8 kW	5.6 kW	0.6 kW
CO-500	220 V - 240 V / 1N~	FD	16 A	14.7 A	3.4 kW	ALT	2.8 kW	2.8 kW	0.6 kW



Accessories for front loading







Stand for front loading. General characteristics

- Made of stainless steel.
- Valid for the front loading dishwashers of the E-VO Generation.
- Space for baskets 500 x 500 mm.
- Capacity for 3 baskets height 110 mm (CT-10, CP-16/18, CV-16/105...).
- It can be used to store the containers of detergent and rinse aid.
- Allows you to install the dishwasher without drain pump; the water drains by gravity.



MODEL	CODE	CHARACTERISTICS	DIMENSIONS (mm)	€
EVPL-60	19004660	Capacity for 3 baskets 500x500	600x600x400	-

Transformation kits for E-VO dishwashers

Kit to transform the basic versions (except for soft versions)

MODEL	CODE	VALID FOR	DESCRIPTION	POWER (kW)	€
 DD 	19059327	HOOD DISHWASHERS FRONT-OPENING DISHWASHERS GLASSWASHERS	PERISTÁLTIC DETERGENT DOSER	-	-
 B-AF 	19013376	FRONT-OPENING DISHWASHERS GLASSWASHERS	KIT DRAIN PUMP - 50/60 Hz.	35	-

Kit trays-filter for wash tank

MODEL	CODE	DESCRIPTION	€
 K-BF-500 	19036304	KIT 2 TRAYS-FILTER FOR WASH TANK	-

Optional kit for marine version

MODEL	CODE	VALID FOR	CHARACTERISTICS	€
KIT MARINE AF	19036061	COP-504, CO-502, CO-501, CO-500	Connection for ships	-