

IRONING AND FOLDING

FLATWORK IRONERS ROLLER Ø 500 PS-50-200/260/330 TP2

CHARACTERISTICS

TP2

- User friendly and totally programmable 7" TP2.
- 38 available languages.
- 5 preset programs, possibility to create unlimited ones.
- USB connection. PC software free of charge for programming, traceability, data analysis.
- IoT - FagorKconnect.

EFFICIENCY

- Good heat conduction thanks to the material of the roll and its thickness: greater control of the energy expenditure.
- Automatic shutdown at 80°C.
- Fumes circulation circuit from the bottom reducing the energy consumption.
- Radiant gas model: production improved by 25%.
- Powerful exhaust system.

VERSATILITY

- Radiant gas model: flexible, suitable for high altitude installations.
- Optional built-in length folder with or without rear exit option.

ROBUSTNESS

- Roll driving by speed inverter
- Stainless steel and grey skinplate panels.
- Nomex quality feeding and ironing belts: high temperatures resistant.
- Chrome plate roll as option: anticorrosive, more durable.

ERGONOMICS

- Acoustic comfort : <65 dB.
- Appropriate operating height: 1120 mm feeding belts.
- Compact dimensions.

MAINTENANCE


- Easy access to all components on both sides of the machine.
 - Connections: electrical connection and air extraction.
 - Complete technical menu: statistics, autotest, data recovery for technician and maintenance.
- Remote communication: faster intervention.

OTHERS

- Dries and irons flat linen in a single operation.
- Front feeding and return.
- Built-in cool down system.
- Polished steel roll ø 500 mm.
- Working width: 2000, 2600 and 3300 mm.
- Electric, gas or steam heating.
- Frequency Inverter for the ironing speed control.

OPTIONS

- SMART SYSTEM: automatic regulation of ironing speed according to residual moisture, energy economizer.
- OPTIMALFEEDING: automatic adjustment of ironing speed, lowered for feeding and increased for higher production up to 15 m/min.
- Chrome plate cylinder.
- Rear exit.
- Integrated lengthwise folder.
- Crossfolder with stacker.
- Marine tension 440V III 60 Hz without N. (electric models)
- Tension 230V III 50-60 Hz.
- MARITIME wooden packing.

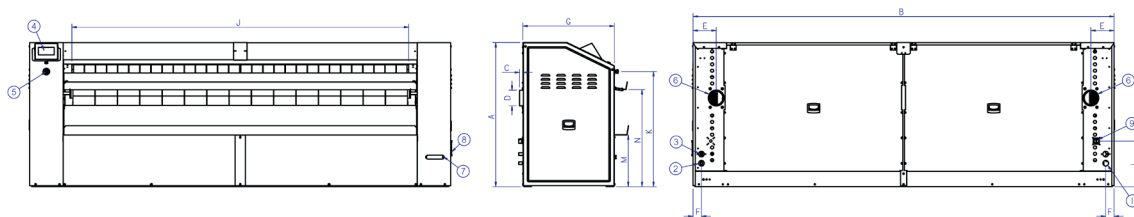


TECHNICAL DATA

FLATWORK IRONERS | ROLLER Ø 500 | PS-50-200/260/330 TP2


	UNIT.	PS-50/200 TP2	PS-50/260 TP2	PS-50/330 TP2			
GENERAL DETAILS							
Theoretical production*	Kg/h	50-70	60-80	80-120			
Theoretical production radiant gas*	Kg/h	60-84	72-96	96-144			
Evaporation power	Kg/h	35-49	42-56	56-84			
Ø Roll	mm	500	500	500			
Working width	mm	2.000	2.600	3.300			
Height floor-feeding belts	mm	1.120	1.120	1.120			
Working speed	mt/min	1,0 - 8	1,0 - 8	1,0 - 8			
Control		TP2	TP2	TP2			
No. Programs	Nº	5	5	5			
Rear exit + length folder		OPC	OPC	OPC			
POWER							
Electric heating power	kW	31,5	40,5	54			
Total electric power (Electric model)	kW	32,12	41,37	54,87			
Gas heating power	kW	40	55	69			
Total electric power (Gas model)	kW	0,62	0,87	0,87			
Steam heating power	kW	50	64	81			
Total electric power (electric model)	kW	0,62	0,87	0,87			
Roll motor power	kW	0,37	0,37	0,37			
Fan motor power	kW	0,25	0,25 x 2	0,25 x 2			
Folder electric power	kW	0,56	0,56	0,56			
Folder + rear exit electric power	kW	0,74	0,74	0,74			
CONNECTIONS		ELECTRIC	GAS / STEAM	ELECTRIC	GAS / STEAM	ELECTRIC	GAS / STEAM
Tension 230V - III + T	Nº x mm2 / A	4 x 25 / 100A	4 x 2,5 / 10A	4 x 25 / 125A	4 x 2,5 / 10A	4 x 35 / 160A	4 x 2,5 / 10A
Tension 400V - III + N + T	Nº x mm2 / A	5 x 16 / 63A	5 x 2,5 / 10A	5 x 16 / 80A	5 x 2,5 / 10A	5 x 25 / 100A	5 x 2,5 / 10A
Ø Gas inlet	BSP	1"	1"	1"	1"	1"	1"
Ø Steam inlet	BSP	3/4"	3/4"	3/4"	3/4"	3/4"	3/4"
Ø Condensed (steam models)	BSP	1/2"	1/2"	1/2"	1/2"	1/2"	1/2"
DIMENSIONS / PACKING DIMENSIONS							
Net width / Gross width	mm	2.845/3.145	3.445/3.745	4.145/4.445			
Net depth / Gross depth	mm	1.070/1.153	1.070 / 1.153	1.070 / 1.153			
Net height / Gross height	mm	1.420/1.672	1.420/1.672	1.420/1.672			
Net weight / Gross weight	Kg	930/972	1.180/1.470	1.430/1.480			
Volume	m3	6,06	7,22	8,57			
OTHERS							
Fume outlet	Nº	1	2	2			
Ø Fume outlet	mm	153	153	153			
Air flow	m3/h	600	1.200	1.200			
Noise Level	dB	65	65	65			

*45 %-25 % moisture



- 01. Electrical connection
- 02. Gas or steam connection
- 03. Steam outlet
- 04. Control panel
- 05. Emergency stop
- 06. Fume exhaust
- 07. Crank contactor
- 08. Crank
- 09. Main switch

	A	B	C	D	E	F	G	H	I	J	K	L	M	N
PS-50/200 TP2	1.420	2.845	36	Ø152	228	83	897	2.160	1.079	2.004	1.128	447	509	952
PS-50/260 TP2	1.420	3.445	36	Ø152	228	83	897	2.760	1.079	2.604	1.128	447	509	952
PS-50/330 TP2	1.420	4.145	36	Ø152	228	83	897	3.460	1.079	3.304	1.128	447	509	952



IRONING AND FOLDING

FLATWORK IRONERS ROLLER Ø 650 PS-65-200/260/330 TP2

CHARACTERISTICS

TP2

- User friendly and totally programmable 7" TP2
- 38 available languages
- 5 preset programs, possibility to create unlimited ones
- IoT- FagorKconnect
- Reverse roll standard
- USB Connection. PC software free of charge for programing, traceability, data analyses...

EFFICIENCY

- SMART SYSTEM: automatic regulation of ironing speed according to residual moisture, energy economizer (standard)
- HPS: automatic adjustment of ironing speed, lowered for feeding and increased for higher production up to 15 m/min. (standard)
- Good heat conduction thanks to the roll material and thickness: greater control of energy expenditure
- Automatic shutdown at 80°C
- Fumes circulation circuit from the bottom reducing energy consumption
- Radiant gas model: production improved by 25 %
- Powerful exhaust system

VERSATILITY

- Radiant gas model: flexible, suitable for high altitude installations
- Optional built-in length folder with or without rear exit option

ROBUSTNESS

- Roll driving by speed inverter
- Stainless steel and grey skinplate panels
- Nomex quality feeding and ironing belts: high temperatures resistant
- Chrome plate roll as option: anticorrosive, more durable

ERGONOMICS

- Acoustic comfort : <65 dB
- Appropriate operating height: 1120 mm feeding belts
- Compact dimensions

MAINTENANCE


- Easy access to all components on both sides of the machine
- Connections : electrical connection and air extraction.
- Complete technical menu: statistics, autotest, data recovery for technician and maintenance
- Remote communication: faster intervention

OTHERS

- Dries and irons flat linen in a single operation
- Front feeding and return
- Built-in cool down system
- Polished steel roll ø 650 mm
- Working width: 2000, 2600 and 3300 mm
- Electric, radiant gas or steam heating

OPTIONS

- Built-in lengthwise folder
- Rear exit (only with folder)
- Chrome plate cylinder
- PL Cross folder PL-CROSS
- Marine tension 440V III 60 Hz without N (electric models)
- Tension 230V III 50-60 Hz
- MARITIME wooden packing

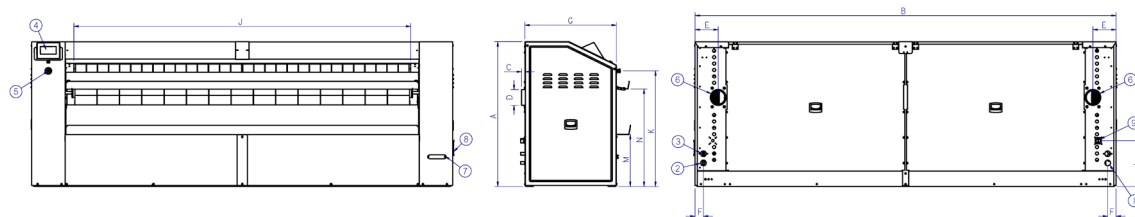


TECHNICAL DATA

FLATWORK IRONERS | ROLLER Ø 650 | PS-65-200/260/330 TP2

	UNIT.	PS-65/200 TP2	PS-65/260 TP2	PS-65/330 TP2			
GENERAL DETAILS							
Theoretical production*	Kg/h	65-90	80-104	104-160			
Theoretical production radiant gas*	Kg/h	78-108	96-124	124-192			
Evaporation power	Kg/h	45-63	55-73	73-110			
Ø Roll	mm	650	650	650			
Working width	mm	2.000	2.600	3.300			
Height floor-feeding belts	mm	1.120	1.120	1.120			
Working speed	mt/min	1,0 - 15	1,0 - 15	1,0 - 15			
Control		TP2	TP2	TP2			
No. Programs	Nº	5	5	5			
Rear exit + length folder		OPT	OPT	OPT			
POWER							
Electric heating power	kW	42	54	72			
Total electric power (Electric model)	kW	43,05	55,05	73,05			
Gas heating power	kW	52	69	78			
Total electric power (Gas model)	kW	1,05	1,05	1,05			
Steam heating power	kW	60	76	97			
Total electric power (electric model)	kW	1,05	1,05	1,05			
Roll motor power	kW	0,55	0,55	0,55			
Fan motor power	kW	0,25 x 2	0,25 x 2	0,25 x 2			
Folder electric power	kW	0,56	0,56	0,56			
Folder + rear exit electric power	kW	0,74	0,74	0,74			
CONNECTIONS							
		ELECTRIC	GAS / STEAM	ELECTRIC	GAS / STEAM	ELECTRIC	GAS / STEAM
Tension 230V - III + T	Nº x mm2 / A	4 x 25 / 125A	4 x 2,5 / 6A	4 x 35 / 160A	4 x 2,5 / 6A	-	4 x 2,5 / 6A
Tension 400V - III + N + T	Nº x mm2 / A	5 x 16 / 63A	5 x 2,5 / 6A	5 x 25 / 100A	5 x 2,5 / 6A	5 x 25 / 125A	5 x 2,5 / 6A
Ø Gas inlet	BSP	1/2"		1/2"		1/2"	
Ø Steam inlet	BSP	3/4"		3/4"		3/4"	
Ø Condensed (steam models)	BSP	1/2"		1/2"		1/2"	
DIMENSIONS / PACKING DIMENSIONS							
Net width / Gross width	mm	2.845/3.145		3.445/3.745		4.145/4.445	
Net depth / Gross depth	mm	1.070/1.153		1.070 / 1.153		1.070 / 1.153	
Net height / Gross height	mm	1.420/1.672		1.420/1.672		1.420/1.672	
Net weight / Gross weight	Kg	1.189/ 1.231		1.517/1.567		1.765/1.815	
Volume	m3	6,06		7,22		8,57	
OTHERS							
Fume outlet	Nº	2		2		2	
Ø Fume outlet	mm	153		153		153	
Air flow	m3/h	1.200		1.200		1.200	
Noise Level	dB	65		65		65	

*45 %-25 % moisture



- 01. Electrical connection
- 02. Gas or steam connection
- 03. Steam outlet
- 04. Control panel
- 05. Emergency stop
- 06. Fume exhaust
- 07. Crank contactor
- 08. Crank
- 09. Main switch

	A	B	C	D	E	F	G	H	I	J	K	L	M	N
PS-65/200 TP2	1.420	2.845	36	Ø152	228	83	897	2.160	1.079	2.004	1.128	447	509	952
PS-65/260 TP2	1.420	3.445	36	Ø152	228	83	897	2.760	1.079	2.604	1.128	447	509	952
PS-65/330 TP2	1.420	4.145	36	Ø152	228	83	897	3.460	1.079	3.304	1.128	447	509	952