

IRONING AND FOLDING

COMPACT FLATWORK IRONERS POLARIS Ø600 S600-2600/3300

CHARACTERISTICS

S models are ironers that dry and irons only, without any folding devices.

- Roll dimensions: working width 2m60 and 3m30, diameter 600 mm.
- Frequency inverter.
- Feeding and ironing by Nomex quality belts.
- Panels in white painted steel.
- Polished steel roll, with finger guard.
- Touch screen control: programs can be created with speed control between 3 and 18 m/min and temperature.
- Big output capacity, depending on the residual moisture of the linen, up to 290 kg/hour straight from the high spin washer extractor.
- Electric, gas or steam heating.
- Powerful exhaust System.
- Automatic stop after cooling down (at 80°C). Compressed air connexion required: pressure 6,5 bar.

OPTIONS

- 1 lane automatic clamp feeder with vacuum table.
- Vacuum table.
- Rear exit with by-pass.
- Motorized rear exit, height 860 mm.
- Small pieces 2 lanes back collector.
- Small pieces 4 lanes back collector.
- Special tension.
- Maritime packing.

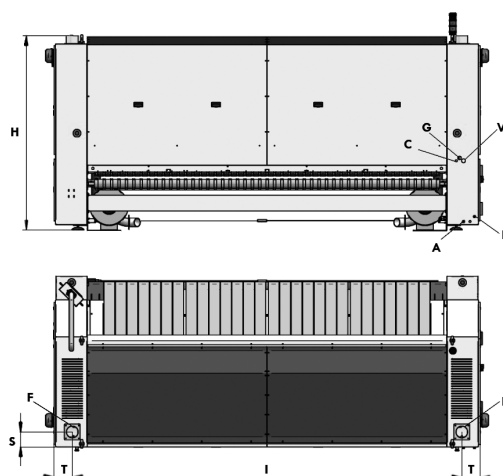


TECHNICAL DATA

COMPACT FLATWORK IRONERS | POLARIS Ø 600 | S600-2600/3300


	UNIT.	S600-2600	S600-3300
GENERAL DATA			
Theoretical production* (50% humidity)	Kg/h	75-105	110-140
Ø Roll	mm	600	600
Working width	mm	2.600	3.300
Height floor-feeding	mm	1.050	1.050
Working speed	mt/min	3-12	3-12
Control type	-	Digital	Digital
N° of programs	N°	20	20
POWER			
Electric heating	kW	54	54
Max. electric power electric heating	kW	55,9	55,9
Gas heating (natural / LPG)	kW	63,30/67,40	80,30/86,30
Max. electric power gas heating	kW	1,9	1,9
Steam heating	kW	55	75
Max. electric power steam heating	kW	1,9	1,9
CONNECTIONS			
Ø Gas inlet	BSP	1"	1"
Ø Steam inlet (12 bar max.)	BSP	1"	1"
Ø Condensed (steam models)	BSP	1/2"	1/2"
Ø Air inlet	mm	12	12
DIMENSIONS / PACKAGING DIMENSIONS			
Net width / gross width	mm	3.670 / 3.830	4.370 / 4.530
Net depth / gross depth	mm	1.440 / 1.620	1.440 / 1.620
Net height / gross height	mm	2.030 / 1.960	2.030 / 1.960
Net weight / gross weight	Kg	1.800 / 2.050	2.050 / 2.350
Volume	m3	10,73/ 12,16	12,77/ 14,38
OTHERS			
No. Fume outlet	N°	2	2
Ø Fume outlet	mm	120	120
Extraction rate	m3/h	2 x 630	2 x 630
Compressed air consumption (6,5 bar)	NI/h	5.000	5.000
Sound Level	dB	<80	<80

*50% residual moisture, 140gr / m2 of cotton,
100% roll utilization



- A. Compressed air inlet
- C. Condensation discharge (steam heating)
- E. Electrical connection
- F. Fumes extraction
- G. Gas inlet
- V. Steam inlet

	H	I	T	S	A	C	E	F	G	V
S600-2600	1.800	3.242	186	152	Ø 12	1/2"	5 x 2,5	Ø 120	1"	1"
S600-3300	1.800	3.942	186	152	Ø 12	1/2"	5 x 2,5	Ø 120	1"	1"



IRONING AND FOLDING

COMPACT FLATWORK IRONERS POLARIS Ø800 S800-2600/3300

CHARACTERISTICS

S models are ironers that dry and irons only, without any folding devices.

- Roll dimensions: working width 2m60 and 3m30, diameter 800 mm.
 - Frequency inverter.
 - Feeding and ironing by Nomex quality belts.
 - Panels in white painted steel.
 - Polished steel roll, with finger guard.
 - Touch screen control: programs can be created with speed control between 3 and 18 m/min and temperature.
 - Big output capacity, depending on the residual moisture of the linen, up to 290 kg/hour straight from the high spin washer extractor.
 - Electric, gas or steam heating.
 - Powerful exhaust System.
 - Automatic stop after cooling down (at 80°C). Compressed air connexion required: pressure 6,5 bar
 - Two versions for gas heated models:
 - gas with atmospheric burners
 - gas with radiant burners
- 25 % gas consumption savings and 25 % more production.



OPTIONS

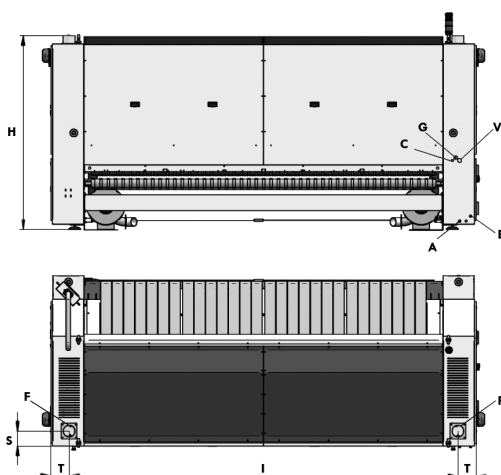
- 1 lane automatic clamp feeder with vacuum table.
- Vacuum table.
- Rear exit with by-pass.
- Motorized rear exit, height 860 mm.
- Small pieces 2 lanes back collector.
- Small pieces 4 lanes back collector.
- Special tension.
- Maritime packing.

TECHNICAL DATA

COMPACT FLATWORK IRONERS | POLARIS Ø 800 | S800-2600/3300


	UNIT.	S800-2600	S800-3300
GENERAL DATA			
Theoretical production* (50% humidity)	Kg/h	140-175	180-220
Ø Roll	mm	800	800
Working width	mm	2.600	3.300
Height of feeding	mm	970	1.050
Ironing speed	mt/min	3-14	3-14
Control type	-	Digital	Digital
Nº of programs	Nº	20	20
POWER			
Electric heating	kW	72	72
Max. electric power electric heating	kW	74,2	74,2
Gas heating (natural / LPG)	kW	86,95/ 91,70	124,70/ 124,10
Max. electric power gas heating	kW	2,2	2,2
Steam heating	kW	85	110
Max. electric power steam heating	kW	2,2	2,2
CONNECTIONS			
Ø Gas inlet	BSP	1"	1"
Ø Steam inlet	BSP	1"	1"
Ø Condensed (Steam model)	BSP	1/2"	1/2"
Ø Air inlet	mm	12	12
DIMENSIONS / PACKAGING DIMENSIONS			
Net width / gross width	mm	3.790/ 3.900	4.480/ 4.600
Net depth / gross depth	mm	1.770/2.280	1.770/2.280
Net height / gross height	mm	2.200/ 2.140	2.200/ 2.140
Net weight / gross weight	Kg	2.350/2.700	2.550/3.050
Volume	m3	14,76/ 19,03	17,45/ 22,44
OTHERS			
No. Fume outlet	Nº	2	2
Ø Fume outlet	mm	160	160
Extraction rate	m3/h	2 x 1.400	2 x 1.400
Compressed air consumption (6,5 bar)	NI/h	5.000	5.000
Sound Level	dB	<80	<80

*50% residual moisture, 140gr / m2 of cotton, 100% roll utilization



- A. Compressed air inlet
- C. Condensed discharge (steam models)
- E. Electrical connection
- F. Fumes extraction
- G. Gas inlet
- V. Steam inlet

	H	I	T	S	A	C	E	F	G	V
S800-2600	1.966	3.242	186	152	Ø 12	1/2"	5 x 2,5	Ø 120	1"	1"
S800-3300	1.966	3.942	186	152	Ø 12	1/2"	5 x 2,5	Ø 120	1"	1"



IRONING AND FOLDING

COMPACT FLATWORK IRONERS POLARIS Ø1000 S1000-2600/3300

CHARACTERISTICS

S models are ironers that dry and iron only, without any folding devices.

- Roll dimensions: working width 2m60 and 3m30, diameter 1000 mm.
 - Frequency inverter.
 - Feeding and ironing by Nomex quality belts.
 - Panels in white painted steel.
 - Polished steel roll, with finger guard.
 - Touch screen control: programs can be created with speed control between 3 and 18 m/min and temperature.
 - Big output capacity, depending on the residual moisture of the linen, up to 290 kg/hour straight from the high spin washer extractor.
 - Electric, gas or steam heating.
 - Powerful exhaust System.
 - Automatic stop after cooling down (at 80°C). Compressed air connexion required: pressure 6,5 bar.
 - Two versions for gas heated models:
 - gas with atmospheric burners.
 - gas with radiant burners.
- 25 % gas consumption savings and 25 % more production.



OPTIONS

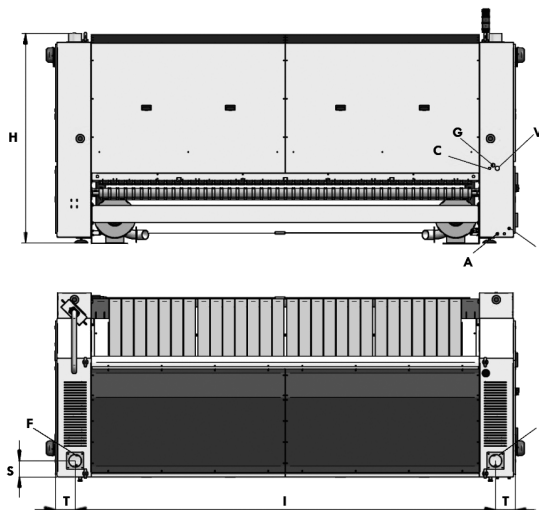
- 1 lane automatic clamp feeder with vacuum table.
- Vacuum table.
- Rear exit with by-pass.
- Motorized rear exit, height 860 mm.
- Small pieces 2 lanes back collector.
- Small pieces 4 lanes back collector.
- Special tension.
- Maritime packing.

TECHNICAL DATA

COMPACT FLATWORK IRONERS | POLARIS Ø 1000 | S1000-2600/3300

	UNIT.	S1000-2600	S1000-3300
GENERAL DATA			
Theoretical production* (50% humidity)	Kg/h	190-230	250-290
Ø Roll	mm	1.000	1.000
Working width	mm	2.600	3.300
Height of feeding	mm	1.050	1.050
Ironing speed	mt/min	4-18	4-18
Control type	-	Digital	Digital
N° of programs	N°	20	20
POWER			
Electric heating	kW	90	90
Max. electric power electric heating	kW	92,6	92,6
Gas heating (natural / LPG)	kW	120,90/ 121,30	155,70/ 159,10
Max. electric power gas heating	kW	2,6	2,6
Steam heating	kW	120	150
Max. electric power steam heating	kW	2,6	2,6
CONNECTIONS			
Ø Gas inlet	BSP	1"	1"
Ø Steam inlet (12 bar max.)	BSP	1-1/4"	1-1/4"
Ø Condensed (Steam models)	BSP	1"	1"
Ø Air inlet	mm	12	12
DIMENSIONS / PACKAGING DIMENSIONS			
Net width / gross width	mm	3.790 / 4.000	4.490 / 4.570
Net depth / gross depth	mm	2.090 / 2.280	2.090 / 2.280
Net height / gross height	mm	2.430 / 2.400	2.430 / 2.400
Net weight / gross weight	Kg	3.100 / 3.550	3.700 / 4.250
Volume	m3	19,25 / 21,89	22,80 / 25,01
OTHERS			
No. Fume outlet	N°	2	2
Ø Fume outlet	mm	160	160
Extraction rate	m3/h	2 x 1.400	2 x 1.400
Compressed air consumption (6,5 bar)	NI/h	5.000	5.000
Sound Level	dB	<80	<80

*50% residual moisture, 140gr / m2 of cotton, 100% roll utilization



- A. Compressed air inlet
- C. Condensation discharge (steam models)
- E. Electrical connection
- F. Fumes extraction
- G. Gas inlet
- V. Steam inlet

	H	I	T	S	A	C	E	F	G	V
S1000-2600	2.166	3.242	186	152	Ø 12	1"	5 x 2,5	Ø 120	1"	1-1/4"
S1000-3300	2.166	3.942	186	152	Ø 12	1"	5 x 2,5	Ø 120	1"	1-1/4"